FKB Two-stage Air Cleaner

A smaller, lightweight alternative

Product Description:

- Smaller in diameter compared to competitive brands with similar airflow
- Improved handling and maintenance: lighter and smaller, changing filters is a snap
- Product design includes:
  - primary filter
  - safety filter
  - Filter service indicator port
- Improved filter disposal ease: no metal, incinerable
- Cover latch position allows for minimum service clearance and eases filter service
- Mounting brackets built-in to air cleaner body.
  Eliminates need for air cleaner mounting bands
- Primary filter locked in place by service cover, cannot be mis-assembled
- Optional inlet orientations

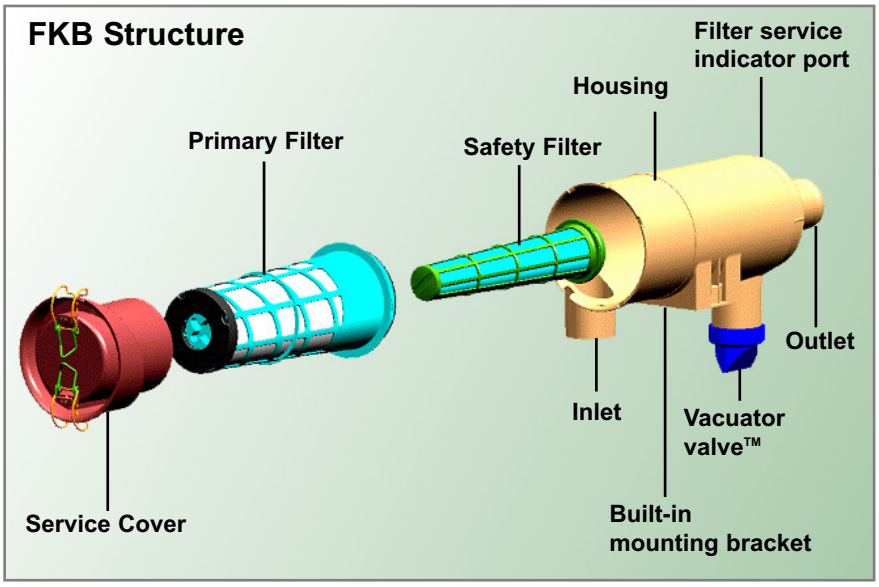

Applications:

- Operating in medium-dust conditions with airflow range of 70 to 207 cfm (2 to 10.3 m^3/min)
- Installs horizontally
- Sustained temperature tolerance: -40º to 180°F / -40º to 82°C

Technical alterations reserved (R05/2008/08/19)

FKB-media

Filter media	Benefits
Industry leading cellulose media standard	High efficiency, long life, strong value
Ultra-Web® nanofiber media available as an option	Highest efficiency, longest life, maximum performance
Ultra-Web® media (option)	
The Ultra-Web® nanofiber technology has a web-like filtering layer applied over the surface of specially formulated cellulose media. This causes sub-micron contaminants to load on the surface. In field tests, filters using Ultra-Web® nanofiber technology hold up to five times more contaminant and allow less contaminant to pass through the media than comparably sized cellulose air filters. Ultra-Web® fibers have sub-micron diameters and small interfibre spaces, which result in more contaminant being captured and lower restriction. This results in superior air / oil separator protection and life extension.	



Cellulose Fibers

Under microscope



Nano Fibers


Pleated media

Technical Information FKB range

Air Intake Filters			
Product	FK-B045008 4” Air Intake Filter	FK-B055006 5” Air Intake Filter	FK-B065045 6” Air Intake Filter
Application	Air Intake	Air Intake	Air Intake
Media type	Standard Cellulose / Ultra-Web®	Standard Cellulose / Ultra-Web®	Standard Cellulose / Ultra-Web®
Sealing	New Axial Seal element retention	New Axial Seal element retention	New Axial Seal element retention
Inlet orientation standard*	up	up	up
	1.3-3.0	2.8-4.5	5.0-6.7
Pressure Drop @ max. Airflow (kPa)	2.25	2.35	2.80
Pre-Cleaner Efficiency (%)	80-85	80-85	80-85
Main Element			
Product	P604457 4” Main Element	P609218 5” Main Element	P609221 6” Main Element
Options			
Product	P603729 Safety Element	P602427 Safety Element	P608599 Safety Element
	X002251 Restriction Indicator	X002251 Restriction Indicator	X002251 Restriction Indicator
	H001377 Rain Hood	H001378 Rain Hood	H001379 Rain Hood

* other inlet orientations on request

FKB Curve without safety

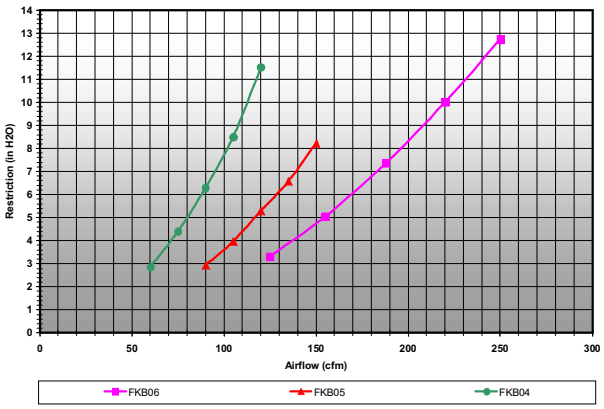

FKB Curve with safety

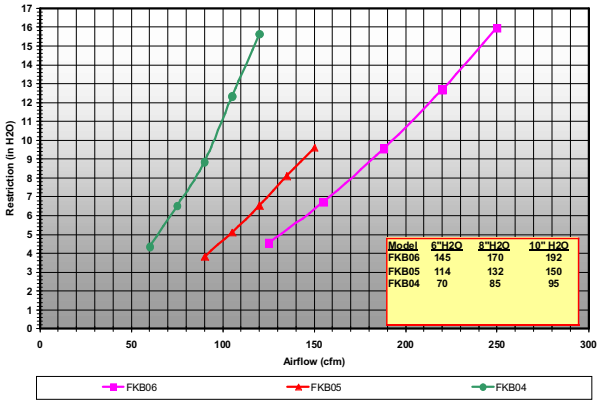

FKB Curve without safety

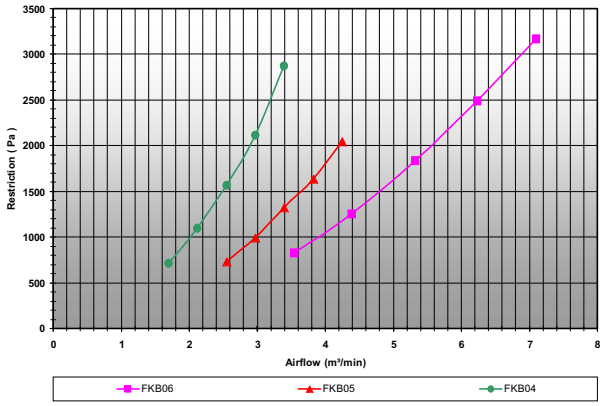

FKB Curve with safety

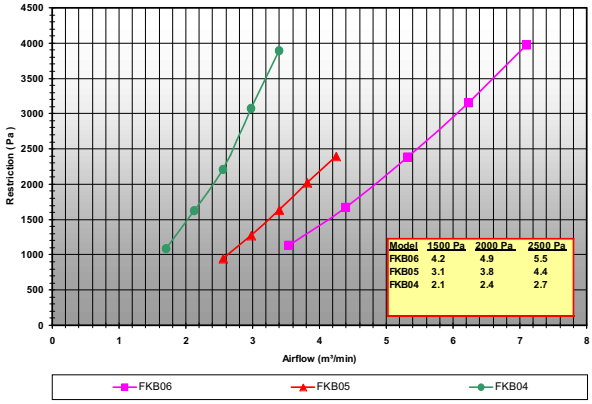

FKB housing drawing

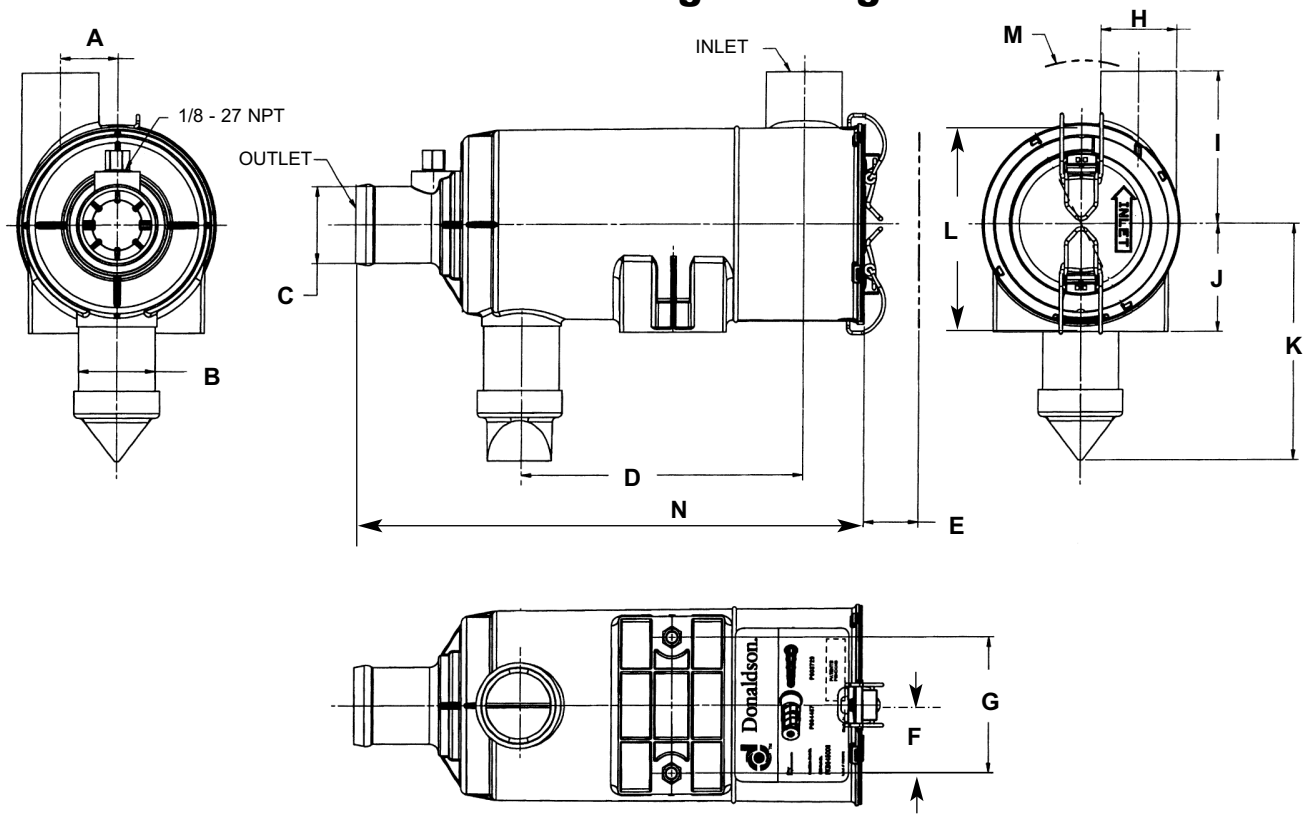

FKB main filter drawing

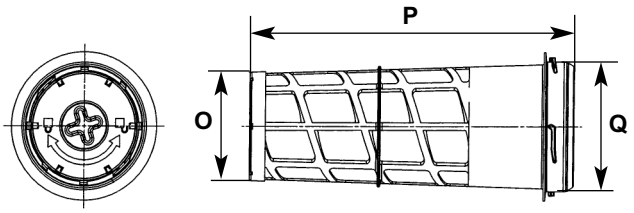

FKB safety filter drawing

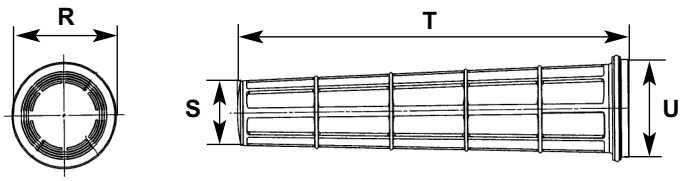

Size	mm	inch	mm	inch	mm	inch	mm	inch	mm	inch	mm	inch	mm	inch	mm	inch
	A		ø B		ø C		D		E*		F		G		ø H	
4”	38.0	1.50	50.8	2.00	50.8	2.00	189.1	7.44	265.1	10.44	45.0	1.77	90.0	3.54	50.8	2.00
5”	39.6	1.56	50.8	2.00	63.5	2.50	244.0	9.61	337.0	13.27	55.0	2.17	110.0	4.33	63.4	2.50
6”	49.0	1.93	50.8	2.00	76.2	3.00	241.2	9.50	340.0	13.40	65.0	2.56	130.0	5.12	76.2	3.00
	I		J		K		ø L		ø M**		N		ø O		P	
4”	100.0	3.94	71.5	2.81	156.9	6.18	132.9	5.23	35.0	1.38	342.4	13.48	86.6	3.41	266.1	10.48
5”	98.6	3.88	77.0	3.03	157.0	6.18	151.1	5.95	35.0	1.38	403.6	15.89	102.4	4.03	328.1	12.92
6”	120.0	4.72	90.0	3.54	188.1	7.41	181.3	7.14	35.0	1.38	407.9	16.06	130.0	5.12	330.9	13.03

	ø Q		ø R		ø S		T		ø U	
4”	104.0	4.09	67.2	2.65	-	-	261.3	10.29	-	-
5”	122.2	4.81	85.8	3.38	51.9	2.04	322.1	12.68	78.9	3.11
6”	151.0	5.94	98.2	3.87	62.0	2.44	326.3	12.85	91.6	3.61

* Approximately clearance for filter assembly removal

** Approximately clearance for latch operation